



NAVY AND MARINE CORPS FORCE HEALTH PROTECTION COMMAND
IMPROVING READINESS THROUGH PUBLIC HEALTH ACTION

A Guide to Writing an Effective Executive Summary

Navy and Marine Corps Force Health Protection Command • Environmental Programs





MISSION

Ensure Navy and Marine Corps readiness through leadership in prevention of disease and promotion of health.

Introduction

Communicating health and environmental information can be challenging for any number of reasons. Occasionally, our audiences may lack a scientific understanding and have a general distrust of the government. Risk Communication theory provides guidance for developing and presenting scientific information in a way that non-technical audiences will better understand and are more likely to accept.

The Navy and Marine Corps Force Health Protection Command (NMCFHPC) Environmental Programs Department has been the Navy's subject matter expert for Risk Communication since its inception in 1991. This booklet is one of several products developed by NMCFHPC to help Navy scientists and engineers communicate effectively with non-technical audiences.

WHAT is an executive summary?

A technical report is often the result of extensive research, testing, analysis and writing. The results are important and the conclusions or recommendations may affect an entire community, change the way we do things, or lead to further studies or investigations. It is up to you, the expert, to help others understand your technical report.

Your goal is to write an executive summary that is logical, clear and interesting, and helps build your trust and credibility with your audiences. The next few pages of this booklet will help you meet that goal.

Public right-to-know legislation means that part of your job is to communicate important information to all of your stakeholders. For your report to be useful, it has to be accessible to many audiences. The Navy, Federal, State, and local Government-regulators, or the public may make important decisions based on your report. Before that can happen, they need to be able to fully understand your methodology, conclusions and recommendations.

A simple and clear executive summary can help non-technical and technical audiences better understand your report. An effective executive summary should consider the audience and give readers a quick summary of the report's content.



Photo courtesy of Amanda Mills, CDC



WHEN do I need an executive summary?

Executive summaries are an important part of many documents. Ideally, an executive summary should be a part of any report or document that is lengthy, complicated or highly technical.

Executive summaries are usually the first section of many different documents including:

- Technical reports
- Research papers
- Academic articles
- Scientific reports
- Environmental studies
- Health risk assessments

Executive summaries are also great tools when complex reports need to be presented to a number of different audiences including:

- General public

- Governing agencies
- Regulators
- Media
- Managers

Other audiences who may not have the expertise to understand all of the content of a highly technical report. In fact, some organizations send an executive summary instead of a complete report when there is a large audience interested in the report. The audience can read the executive summary and then request a copy of the complete report if they want more information.

This approach can save resources on photocopying and distribution, while providing important information to audiences that might not read a complex or lengthy report.

WHY do I need an executive summary?

The purpose of an executive summary is to consolidate the principle points of a document in one place.

An executive summary should be written so that any reader, regardless of their technical knowledge, can understand the contents of the report and the relevance of the findings and recommendations.

Typically, the executive summary is a tool to give readers an overview of the document, its purpose and main conclu-

sion. Since important decisions are often made from these reports, the executive summary is a tool to provide relevant information for decision making to an audience that may not have the time or technical expertise to read and understand the entire report.

An executive summary can provide a quick read and enough information to understand the contents and relevance of the report.



U.S. Navy photo by Ed Barker

HOW does an executive summary look?

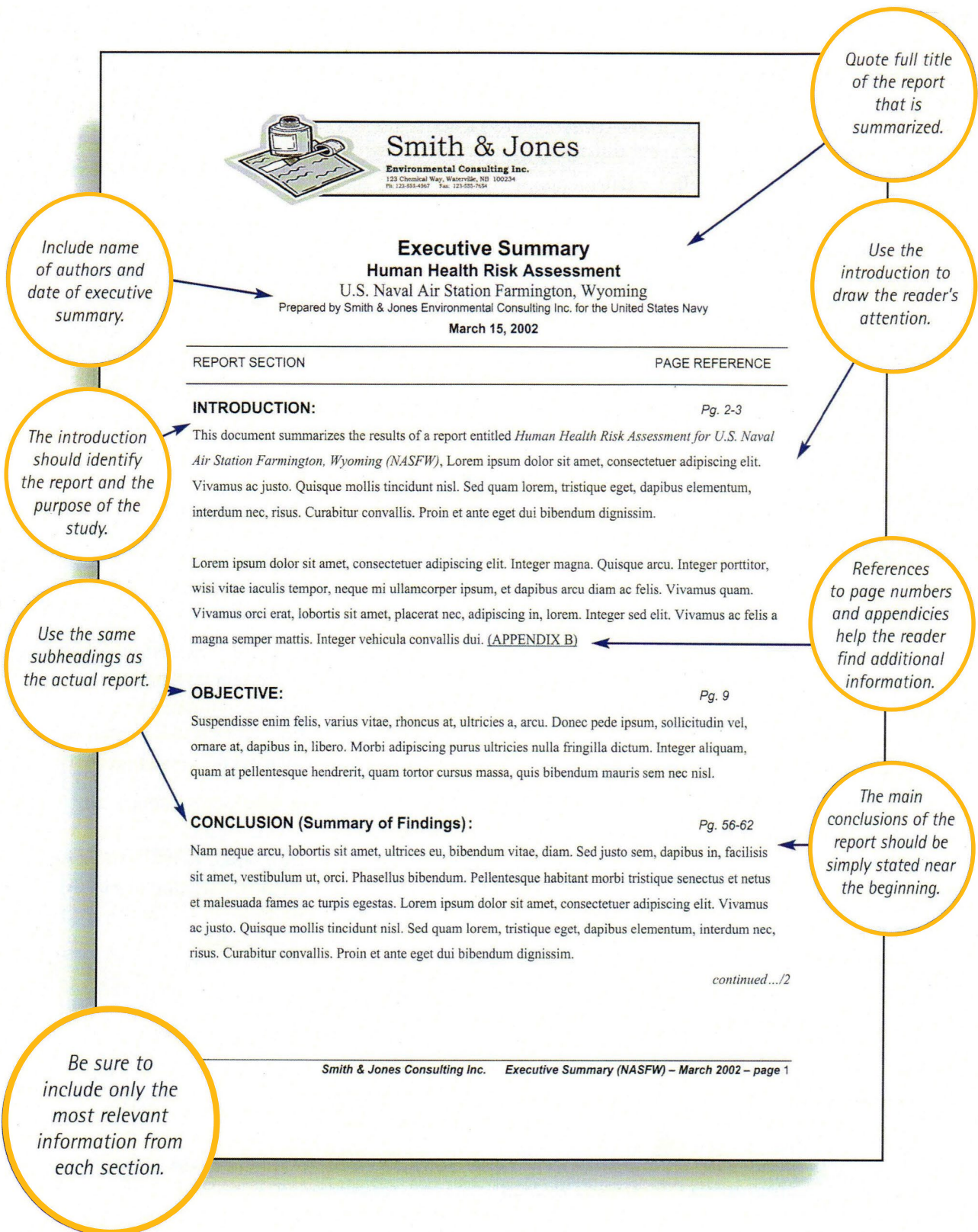
There is a sample executive summary on the next page with a breakdown of some of the elements and an explanation of their purpose.

In the following sections, there are guidelines for writing an effective executive summary and some tips to keep in mind.



NAVY AND MARINE CORPS FORCE HEALTH PROTECTION COMMAND

IMPROVING READINESS THROUGH PUBLIC HEALTH ACTION



Executive Summary
Human Health Risk Assessment
U.S. Naval Air Station Farmington, Wyoming
Prepared by Smith & Jones Environmental Consulting Inc. for the United States Navy
March 15, 2002

REPORT SECTION	PAGE REFERENCE
----------------	----------------

INTRODUCTION: Pg. 2-3

This document summarizes the results of a report entitled *Human Health Risk Assessment for U.S. Naval Air Station Farmington, Wyoming (NASFW)*, Lorem ipsum dolor sit amet, consectetur adipiscing elit. Vivamus ac justo. Quisque mollis tincidunt nisl. Sed quam lorem, tristique eget, dapibus elementum, interdum nec, risus. Curabitur convallis. Proin et ante eget dui bibendum dignissim.

Lorem ipsum dolor sit amet, consectetur adipiscing elit. Integer magna. Quisque arcu. Integer porttitor, wisi vitae iaculis tempor, neque mi ullamcorper ipsum, et dapibus arcu diam ac felis. Vivamus quam. Vivamus orci erat, lobortis sit amet, placerat nec, adipiscing in, lorem. Integer sed elit. Vivamus ac felis a magna semper mattis. Integer vehicula convallis dui. (APPENDIX B)

OBJECTIVE: Pg. 9

Suspendisse enim felis, varius vitae, rhoncus at, ultricies a, arcu. Donec pede ipsum, sollicitudin vel, ornare at, dapibus in, libero. Morbi adipiscing purus ultricies nulla fringilla dictum. Integer aliquam, quam at pellentesque hendrerit, quam tortor cursus massa, quis bibendum mauris sem nec nisl.

CONCLUSION (Summary of Findings): Pg. 56-62

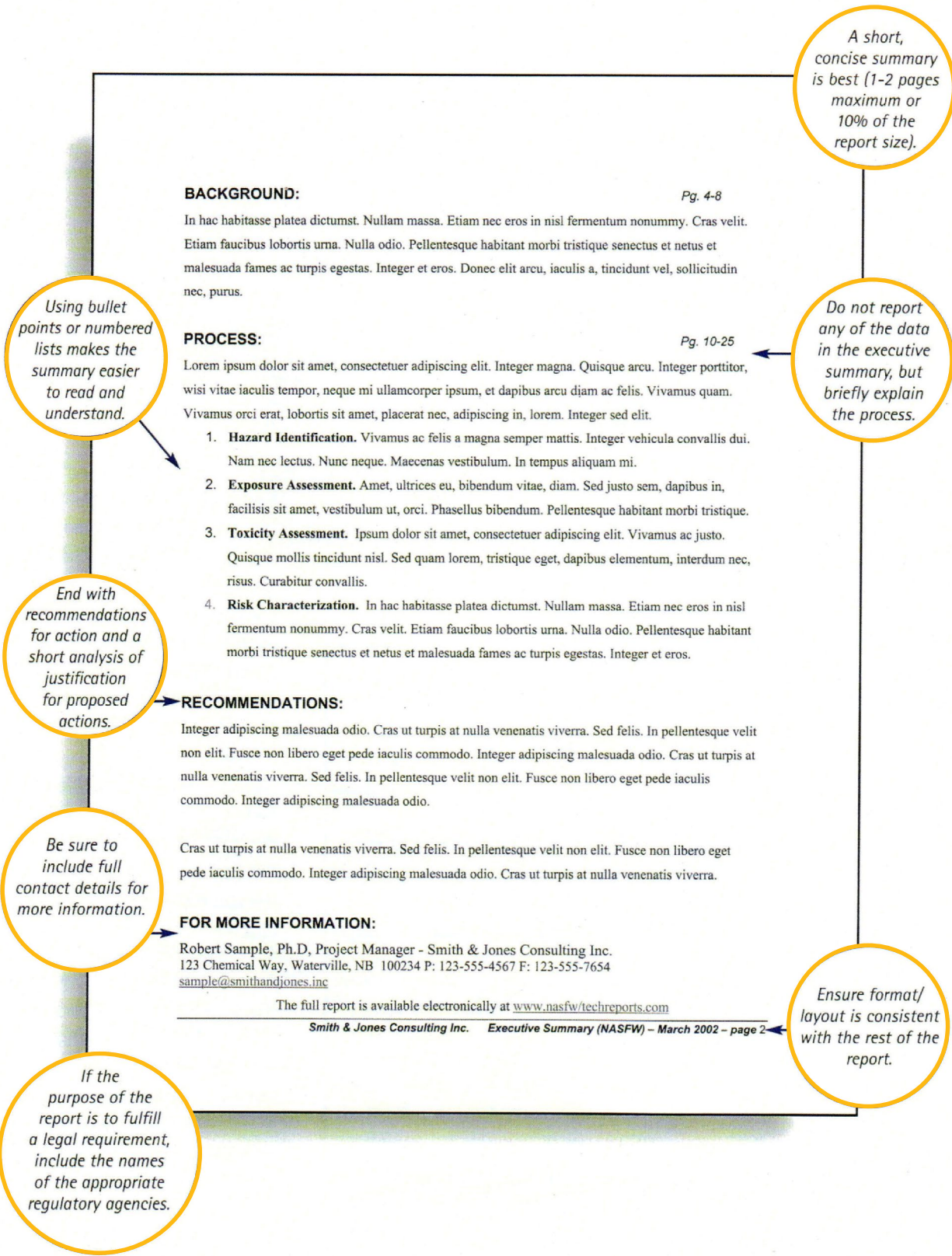
Nam neque arcu, lobortis sit amet, ultrices eu, bibendum vitae, diam. Sed justo sem, dapibus in, facilisis sit amet, vestibulum ut, orci. Phasellus bibendum. Pellentesque habitant morbi tristique senectus et netus et malesuada fames ac turpis egestas. Lorem ipsum dolor sit amet, consectetur adipiscing elit. Vivamus ac justo. Quisque mollis tincidunt nisl. Sed quam lorem, tristique eget, dapibus elementum, interdum nec, risus. Curabitur convallis. Proin et ante eget dui bibendum dignissim.

continued.../2



NAVY AND MARINE CORPS FORCE HEALTH PROTECTION COMMAND

IMPROVING READINESS THROUGH PUBLIC HEALTH ACTION



Using bullet points or numbered lists makes the summary easier to read and understand.

End with recommendations for action and a short analysis of justification for proposed actions.

Be sure to include full contact details for more information.

If the purpose of the report is to fulfill a legal requirement, include the names of the appropriate regulatory agencies.

A short, concise summary is best (1-2 pages maximum or 10% of the report size).

Do not report any of the data in the executive summary, but briefly explain the process.

Ensure format/layout is consistent with the rest of the report.



1 Content

An effective executive summary should be written using language that the intended audience can understand and read independently from the report. It should briefly summarize every main section of the report and include references to the main document (i.e., appendices or page numbers) that direct readers if they require more detailed information.

The executive summary should begin with a concise summary of the conclusion reached within the report.

The executive summary does not report any of the data, but briefly explains the methodology and results. References to the main document can be used to direct readers to data charts should they wish more information.

Summarize the purpose of the report, the problem addressed and the findings and recommendations in concise and plain language. Where technical language is necessary, be sure to include definitions and explanations.

After summarizing the entire report, end the executive summary with a short paragraph that explains any recommendations for action. This paragraph should provide a short analysis or justification for the proposed action in terms the audience will consider important (i.e., health, monetary, or ethical).

An effective executive summary should be less technical in terminology than the complete report and include all of the relevant findings and information from the report. While it can be a daunting task to reduce a lengthy report to a compact form, there are tips to help determine the best approach:

- Use the report's title and subheadings as a useful tool for organizing the summary and deciding what is most important.
- Look at the beginning and ending paragraphs for key points. Scan for words that alert the reader to important elements, such as first, finally, therefore, and principal.
- Highlight key points within the body of the report that outline the purpose/central theme of the report.
- Prepare a bullet form outline of the summary. Then, edit the outline to eliminate secondary or minor points. Use your judgment as to what is important, but keep the summary concise.
- Write the executive summary in your own words, using a professional but plainspoken style

Four major points to include in your executive summary:

- 1 A summary of the report's main conclusions and justification for recommendations
- 2 An explanation of the problem studied
- 3 A summary of the process used to study the problem
- 4 An outline of the recommendations or decisions



Photo courtesy of Amanda Mills, CDC

Questions to ask yourself as you write an executive summary:

- What is the report about?
- Why is it important?
- What is the main idea in each section?
- What research was done to address the problem?
- How does the research support the conclusion and recommendation

2 Style

An effective executive summary should be written in plain language that the intended audience can understand.

Avoid industry/technical jargon

Technical words and phrases that you use everyday can confuse and frustrate a non-technical audience. Avoid technical terms wherever possible. When they cannot be avoided, include a clear and simple definition in the executive summary or better yet, substitute the definition for the word.

Keep sentences short and to the point:

Read over long and complicated sentences in the summary and determine the main idea. Rewrite the sentences by separating different ideas into shorter sentences. Your goal is to ensure the main point is simple to understand and immediately apparent.

Replace complex words with simple, everyday words:

Write your executive summary as if you were explaining your report to a student in 8th grade. You can replace words like 'accomplish,' 'optimum' and 'strategize' with words like

'do,' 'best' and 'plan' without oversimplifying the content. Most of the common word processing software, such as Microsoft Word and WordPerfect contain features that will evaluate the reading grade level of your document.

Use acronyms carefully and always define them:

Although acronyms are common in the military and technical fields, the public is usually unfamiliar with them and the concepts they define. Avoid using acronyms when possible, especially in the executive summary because they can confuse and intimidate your audience. When they are used, be sure to define acronyms the first time they are used in a document. Keep in mind that someone unfamiliar with the acronym is likely to forget it quickly, so only use it if it is found repeatedly throughout the document. Also, remember to be consistent with the style you use for acronyms throughout the entire document (i.e., D.O.D., DoD, DOD).

Use an appropriate tone:

Avoid using vague or emotional language. Instead, stick to the facts and avoid confusing statements. See the examples of page 7.



Real Life Example

Avoid industry jargon and keep sentences short and simple:

Instead of... *"Baseline psychometric testing will be conducted prior to the administration of the medication, followed by a repeat assessment after drug administration, in order to determine whether there are any objectively measurable neuropsychiatric effects associated with this drug."*

Consider... *"The drug will be tested for side effects."*

Replace complex words with simple, everyday words:

Instead of... *"Following revegetation, any disturbed areas will be reoccupied by a like assemblage of alien avian and mammalian species."*

Consider... *"After the plants grow back, the birds and animals will return."*

Use an appropriate tone:

Instead of... *"You cannot claim your expenses for outside accommodation or meals, unless you can prove you did not have access to quarters and rations on the base."*

Consider... *"You can claim expenses if accommodations and meals are not available on base. Please keep your receipts."*



Photo courtesy of Dale Davis, Navy DVIDS



Photo by Dena Odell, U.S. Army Corps of Engineers, Alaska District



5 Format

Since an executive summary is usually the first section of a report, it should be formatted consistently with the document it summarizes. Here are some guidelines to help format an executive summary:

Length

Ideally, an executive summary should be one or two pages long with a maximum of three pages. However, in some instances, a longer technical summary may be necessary. When necessary, the technical summary should be a maximum of 10% of the report it summarizes (a 100-page report may be summarized in 10 pages). The shorter, three page maximum, executive summary should still be included.

Titles

Title your document EXECUTIVE SUMMARY and center the title two inches from the top of the page. Include the exact name of the report immediately below it.

Subheadings for each section in the executive summary will help enhance its readability. Use the same subheadings as the report and provide a brief explanation of the most important information from each section.

The elements included in an executive summary, and the amount of space dedicated to each element, will depend on the purpose and nature of the document.

The following is a list of elements

that may be included in an executive summary.

1. Purpose and scope of report—
Objective
2. Conclusion or Summary of Findings
3. Background
4. Process
5. Recommendations
6. Other supporting information

Paragraphs

Keep paragraphs short and summarize multiple ideas within a paragraph as bullet points or a numbered list. This will enhance the readability of the summary and allow readers to digest complex information.

Fonts and Spacing

Because it is the first section, the executive summary should have the same general look as the rest of the report. Use the same font type for the body of the executive summary as in the report. Make sure the font size is at least 12 pitch and that paragraphs are double-spaced between each section so that the document is easy to read.

Contact information

In addition to the full name of the report at the top of the executive summary, be sure to include the date, name of the authors and their organization as well as the name of the organization that commissioned the report.

At the bottom of the executive summary, provide the following information:

- Contact name
- Phone number
- Mailing address
- E-mail address
- Website address where the full report may be available

The contact name can be the point of contact from the organization that commissioned the report or the authors of the report. This name should be included so that readers can follow up if they have any questions or want copies of the entire report. If the purpose of the report is to fulfill a legal requirement, include the names of the appropriate regulatory agencies (i.e., this report has been submitted to the Environmental Protection Agency).




Photo by U.S. Army Spc. Lakendra Stevens



How Do I Know When I am Finished?

4 Review and Edit

Proof Read and Simplify

Once the draft executive summary is finished, be sure to proof read and spell check the document. Read the summary over again carefully, keeping in mind the 8th grade reading level recommendation. Look for any complex terms or sentences that should be edited and unnecessary information that can be removed.

Double-check the Accuracy

The authors of the report should always review the executive summary to ensure you have accurately captured the main points and correctly interpreted the conclusions and recommendations in the executive summary.

Test your Summary

Keeping confidentiality and security issues in mind, ask someone who is not familiar with the report, and does not have a technical background, to review the executive summary. They can tell you if the executive summary is clear and understandable to an unfamiliar audience. This extra step will help ensure that the executive summary can communicate independently of the report.

Top Ten Tips

- 1 Keep it simple
- 2 Keep it short
- 3 Avoid technical language, jargon, and acronyms
- 4 Use subheadings and bullet points
- 5 Highlight main points
- 6 Provide conclusions and recommendations
- 7 Consider your audience
- 8 Avoid confusing or emotional language
- 9 Proof read and spell check
- 10 Be logical, clear and interesting



Where Can I get More Information

Please contact the Navy and Marine Corps Force Health Protection Command for additional information or assistance.



Photo by is MC1 (SW/EXW/AW) Gary Johnson



Photo courtesy of Amanda Mills, CDC



Photo courtesy of Dale Davis, Navy DVIDS




Photo courtesy of Amanda Mills, CDC

Other risk communication publications and services available from NMCFHPC

- Risk Communication Primer
- Guide to Hosting a Public Meeting
- Fact Sheet & Press Release Preparation
- Development of Posters and Visual Media for Scientific Technical Information
- Correspondence Development/ Review
- Health and Environmental Risk Communication Training Workshops
- Community Outreach Services (Technical Posters)
- Technical Posters Review and Development
- Verbal Communication Development and Facilitation Services

Visit our website at:

<https://www.med.navy.mil/NavY-and-Marine-Corps-Force-Health-Protection-Command/Environmental-Health/Environmental-Programs/Risk-Communication/>



NAVY AND MARINE CORPS FORCE HEALTH PROTECTION COMMAND

IMPROVING READINESS THROUGH PUBLIC HEALTH ACTION



Risk Communications Workshop

620 John Paul Jones Circle, Suite 1100, Portsmouth, VA 23708-2103

Published: August 2017

Visit the Navy and Marine Corps Public Health Center at:

<https://www.med.navy.mil/Navy-and-Marine-Corps-Force-Health-Protection-Command/Environmental-Health/Environmental-Programs/Risk-Communication/>