

# DON Influenza SITREP

## 2012-2013 Influenza Season Week 2 (January 6, 2013 — January 12, 2013)

### Laboratory Summary:

- There were 110 laboratory positive influenza results among DON beneficiaries during Week 2 (above seasonal baseline).
  - Top facilities: NH Camp Lejeune (13), Walter Reed (nine), NMC San Diego (seven), NH Beaufort (six), Ft. Sam Houston (six)
- NH Beaufort has had the most cases this season (52).
- 84 cases were positive by rapid test, 18 by PCR, and eight by culture. **More**

### Antivirals:

- There were 274 influenza-specific antiviral (AV) medications prescribed to DON beneficiaries this week (two amantadine, 271 oseltamivir, one zanamivir).
- Frequency of AV prescriptions during Week 2 was seven times above baseline. **More**

### Inpatient:

- There were 34 inpatient influenza tests performed during Week 2; six were positive.
- 20 inpatient AV prescriptions were dispensed in Week 2.
- Three inpatient cases were reported to DRSi this week. **More**

**Vaccination:**  
92.7% of active duty Navy personnel have been vaccinated as of this week.

87.8% of active duty Marine Corps personnel have been vaccinated as of this week.

**More**

### Active Duty & Recruits:

- There were 20 laboratory positive influenza cases among active duty service members in Week 2.
- There was one laboratory positive influenza case among recruits in Week 2.
- ILI rates for LANT and PAC Fleets are not available for Week 2 due to server outages. **More**

### Children:

- Laboratory influenza rates in the 0-4 and 5-17 age groups were 11.6 per 100,000 and 9.0 per 100,000, respectively.
- There were nine AV prescriptions dispensed to children this week (3.3%). **More**

### Coinfections & Pneumonia:

- There were five coinfections identified among DON beneficiaries during Week 2.
- There was one radiology-associated pneumonia identified among influenza patients since the Week 52 report. **More**

### Additional Information:

- Information specific to Navy Medicine about the current flu situation is now available. **More**

### In the News:

- Several influenza reports are available this week. **More**

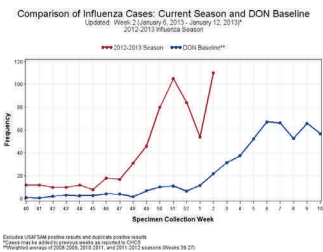
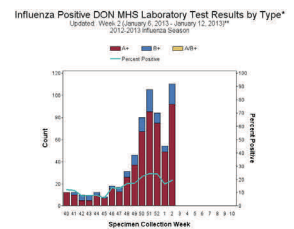
Contact Information: Gosia Nowak, 757-953-0979, gosia.nowak@med.navy.mil



## Laboratory Summary:

- There were 110 positive laboratory influenza results identified among DON beneficiaries in Week 2 (92 Type A, 18 Type B). One case had a dual infection.
- During Week 2, 19.3% of all influenza tests performed were positive.
  - This is higher than the percent of tests with positive results in Week 2 of last season (7.3%).
- The number of cases this week remains above the seasonal baseline.
- In Week 2, 84 cases were positive by rapid test, 18 were positive by PCR, and eight were positive by culture.

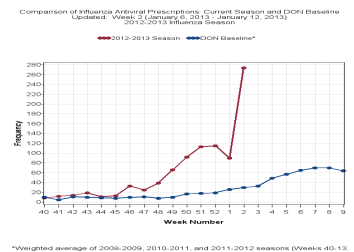
Frequency of Testing Types among Positive Influenza Tests				
	Rapid	PCR	Culture	Unspecified
<b>Week 2</b>	76.4%	16.4%	7.2%	—
<b>Season</b>	67%	10%	22%	1%



[Back](#)

## Antivirals:

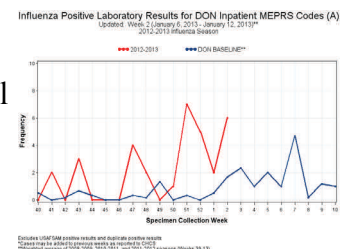
- There were 274 influenza-specific antiviral (AV) medications prescribed to DON beneficiaries this week (two amantadine, 271 oseltamivir, one zanamivir). 20 of the antiviral prescriptions were in the inpatient setting.
- There have been 925 influenza-specific AV prescriptions dispensed to DON beneficiaries this season (18 amantadine, 906 oseltamivir, one zanamivir).
- The number of AV medications dispensed during Week 2 was approximately seven times the seasonal baseline.



[Back](#)

## Inpatient:

- There were 34 inpatient influenza tests performed among DON beneficiaries in Week 2; six tests were positive (five Type A, one Type B) in five cases (one case with a dual infection). Four of these cases were treated with antivirals.
  - The case with a dual infection was a spouse at NH Pensacola, positive for Type A and B by rapid test.
  - Three cases (one retiree, two family members) were Type A positive by PCR at NMC San Diego.
  - The remaining case was a child at Walter Reed, Type A positive by PCR.
- There were 20 AV medications prescribed in the inpatient setting this week (all oseltamivir).
  - The majority of this week's inpatient prescriptions were dispensed to female spouses age 45+ (eight). Seven were dispensed to children age 0-17.
- There were three inpatient cases reported to DRSi since last week; there have been 10 inpatient cases reported to DRSi this season. Two cases, a child and a spouse at NH Bremerton, were previously identified in laboratory and pharmacy surveillance. The third case, a child at Walter Reed, was not previously identified.
- There were no coinfections among inpatient laboratory cases this week. There were three inpatient coinfections during Week 1 not previously reported (one *Moraxella*, one *Staphylococcus*, and one *Streptococcus* in three active duty service members at NMC San Diego).

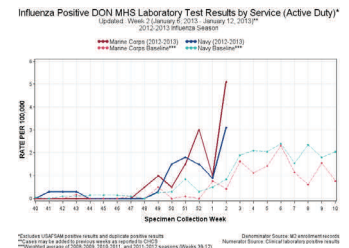


[Back](#)



## Active Duty & Recruits:

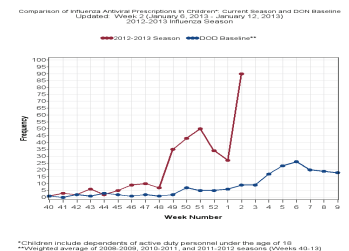
- There were 20 positive laboratory influenza results among DON active duty service members in Week 2 (10 Marine Corps, 10 Navy), 18 Type A and two Type B.
  - Cases were identified in 11 different facilities, including NH Camp Lejeune (four), Walter Reed (three), Keller ACH-West Point (two), Ft. Lewis (two), NH Beaufort (two), and Ft. Sam Houston (two).
  - Rates of influenza positive laboratory results are above baseline for Marine Corps and Navy active duty service members this week.
- There was one positive laboratory influenza results among DON recruits in Week 2 (one Navy). The case was Type A, positive by PCR, at Lovell Federal Health Care Center (Great Lakes).
- Two DON active duty service members received inpatient antiviral prescriptions (both oseltamivir) during Week 2 at NH Camp Lejeune.



Back

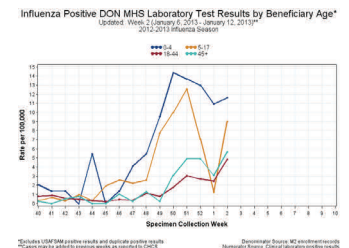
## Children:

- The rate of positive influenza results in Week 2 was highest in the 0-4 age group, at 11.6 per 100,000. The rate in the 5-17 age group was 9.0 per 100,000.
- There were nine AV medications prescribed to children in Week 2. The number of AVs dispensed to children during Week 2 was higher than the seasonal baseline.



## Other Age Groups:

- During Week 2, the laboratory influenza rates among the 18-44 and 45+ age groups were 4.8 and 5.7 per 100,000, respectively.



Back

## Coinfections:

- There were five coinfections among DON beneficiaries in Week 2 (four *Streptococcus*, one *Lactobacillus*).
  - This week's cases were two female active duty service members at Walter Reed, one male active duty service member at NH Beaufort, one male child at NH Camp Lejeune, and one male child at Ft. Lee.
- There have been 16 coinfections identified among DON beneficiaries this season (eight *Streptococcus*, six *Staphylococcus*, one *Moraxella*, and one *Lactobacillus*).

## Pneumonia:

- There was one radiology-associated pneumonia case identified among DON influenza cases since last report. The case was an 18-44 female spouse, laboratory positive during Week 2, at NH Yokosuka.
- There have been five radiology-associated pneumonias identified among DON influenza patients this season. Two of these cases were identified during Week 51.

Back



## Vaccination:

- As of January 12, 2013, 92.7% of Navy and 87.8% of Marine Corps active duty service members have received an influenza vaccine.
- Vaccination status of Marine Corps active duty cases (n=10) in Week 2:
  - Seven cases were vaccinated more than 14 days prior to infection (four TIV, three LAIV)
  - Three cases were not vaccinated.
- Vaccination status of Navy active duty cases (n=10) in Week 2:
  - Eight cases were vaccinated more than 14 days prior to infection (four TIV, four LAIV)
  - Two cases were not vaccinated.
- The Navy recruit case in Week 2 received a vaccine (LAIV) more than 14 days prior to infection.

Navy			
Component	Total	Immunized*	%
Active Duty	313,243	290,284	92.7
Reserve	62,959	57,175	90.8

Marine Corps			
Component	Total	Immunized*	%
Active Duty	197,482	173,257	87.8
Reserve	33,330	28,266	84.8

\*Includes both injection and intranasal influenza vaccines.  
Force strength for active duty and reserve forces was generated using the October 2012 Defense Manpower Data Center data.

[Back](#)

## Additional Information for Navy Medicine:

- This year's influenza season appears to cause more illness compared to the mild seasons of the previous two years and appears to be peaking early. However, levels have not exceeded that of previous moderate influenza seasons.
- The predominant circulating strain is H3N2, a component of the 2012-2013 seasonal vaccine.
- Tamiflu shortages reported in the media have not been experienced within Navy Medicine, given MTF access to Pandemic Influenza stockpiles as needed.
- Some MTFs have begun to institute influenza specific control measures to prevent further spread of disease, including the use of influenza clinics/tents separate from ER/urgent care clinics, and enacting masking policies for healthcare workers who cannot receive influenza vaccination.
- Vaccination and patient education on social distancing and handwashing remain the most effective way to curtail disease spread.

[Back](#)

## In the News:

- The CDC FluView report for Week 1 observed that influenza activity remained elevated, but may have decreased in some areas. [More](#)
- The most recent report from WHO, for Weeks 50 and 51, reported increasing influenza activity across the northern hemisphere, with influenza A(H3N2) as the predominant subtype globally. [More](#)
- Influenza activity continued to rise in Europe in Week 1, particularly western Europe, and greater numbers of severe, laboratory-confirmed cases have also been reported. [More](#)
- CDC reports no unusual influenza patterns in children and that influenza vaccines are readily available across the US. [More](#)
- Early estimates from the CDC place seasonal influenza vaccine effectiveness at 62%. [More](#)
- FDA approves the first trivalent influenza vaccine made using an insect virus expression system, which does not require the use of the influenza virus or eggs in its production. [More](#)

[Back](#)

