

DON Influenza SITREP

2012-2013 Influenza Season Week 45 (November 4 — November 10, 2012)

Laboratory Summary:

- There were six laboratory positive influenza results among DON beneficiaries during Week 45 (above seasonal baseline).
 - There were six facilities each with one case this week.
- NH Beaufort has had the most cases this season (18).
- Five were positive by rapid test and one was positive by culture. **More**

Antivirals:

- There were 13 influenza-specific antiviral (AV) medications prescribed to DON beneficiaries this week (one amantadine, 12 oseltamivir).
- The rate of AV prescriptions during Week 45 continues to be above the seasonal baseline. **More**

Inpatient:

- There were 11 inpatient influenza tests performed during Week 45; none were positive.
- No inpatient AV prescriptions were dispensed in Week 45.
- There were no inpatient cases reported to DRSi this week. **More**

Vaccination:

80.2% of active duty Navy personnel have been vaccinated as of this week.

72.4% of active duty Marine Corps personnel have been vaccinated as of this week.

More

Active Duty & Recruits:

- There were no laboratory positive influenza cases among active duty service members in Week 45.
- There were no laboratory positive influenza cases among recruits in Week 45.
- The ILI rate remains low for both LANT and PAC Fleets (0.04% and 0.02%, respectively). **More**

Children:

- Laboratory influenza rates in the 0-4 and 5-17 year old age groups were 0 per 100,000 and 1.3 per 100,000, respectively.
- Five AV prescriptions were dispensed to children this week (38.5%). **More**

Additional Information:

- There have been no pneumonia cases identified this season.
- There were no coinfections identified this week. There have been four coinfections among DON beneficiaries this season (two *Staphylococcus*, two *Streptococcus*).

In the News:

- CIDRAP report indicates lack of evidence of influenza protection in healthy adults and elderly populations receiving the live attenuated influenza vaccine (LAIV). **More**
- WHO reports low influenza activity in North America and Asia and sporadic activity in Europe. **More**

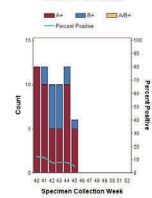
Contact Information: Gosia Nowak, 757-953-0979, gosia.nowak@med.navy.mil



Laboratory Summary:

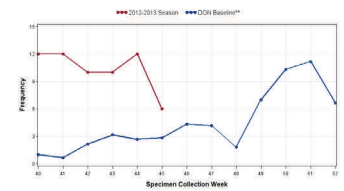
- There were six positive laboratory influenza results identified among DON beneficiaries in Week 45 (five Type A and one Type B).
- During Week 45, 5% of all influenza tests performed were positive.
 - This is higher than the percent of tests with positive results in Week 45 of last season (1%).
- The number of cases this week remains above the seasonal baseline, but is lower compared to previous weeks this season.
- In Week 45, five cases were positive by rapid antigen test and one was positive by culture.

Influenza Positive DON MHS Laboratory Test Results by Type*
Updated: Week 45 (November 4, - November 10, 2012)*
2012-2013 Influenza Season



*Includes USFAM positive results and multiple positive results
**Cases were in inpatient setting unless noted as otherwise (PCR)

Comparison of Influenza Cases: Current Season and DON Baseline
Updated: Week 45 (November 4, - November 10, 2012)*
2012-2013 Influenza Season



*Includes USFAM positive results and multiple positive results
**Adjusted for age of 2008-2009, 2010-2011, and 2011-2012 seasons Weeks 79-120

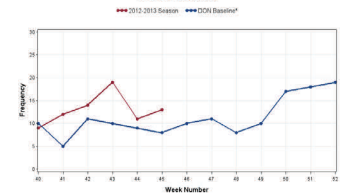
Frequency of Testing Types among Positive Influenza Tests				
	Rapid	PCR	Culture	Unspecified
Week 45	83%	—	17%	—
Season	68%	—	32%	—

[Back](#)

Antivirals:

- There were 13 influenza-specific antiviral (AV) medications prescribed to DON beneficiaries this week (one amantadine, 12 oseltamivir). None of the antiviral prescriptions were in the inpatient setting.
- There have been 78 influenza-specific AV prescriptions dispensed to DON beneficiaries this season (seven amantadine and 71 oseltamivir).
- The number of AV medications dispensed during Week 45 remains above the seasonal baseline.

Comparison of Influenza Antiviral Prescriptions: Current Season and DON Baseline
Updated: Week 45 (November 4, - November 10, 2012)*
2012-2013 Influenza Season



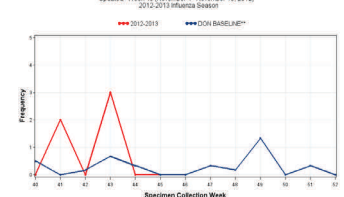
*Weighted average of 2008-2009, 2010-2011, and 2011-2012 seasons Weeks 40-10

[Back](#)

Inpatient:

- There were 11 inpatient influenza tests performed among DON beneficiaries in Week 45; none were positive.
- There were no AV medications prescribed in the inpatient setting this week.
- There were no inpatient cases reported to DRSi this week.
- There were no inpatient ILI diagnoses during Week 45, and no ILI-related ER visits this week resulted in an inpatient admission.

Influenza Positive Laboratory Results for DON Inpatient MEPRS Codes (A)
Updated: Week 45 (November 4, - November 10, 2012)*
2012-2013 Influenza Season



*Includes USFAM positive results and multiple positive results
**Adjusted for age of 2008-2009, 2010-2011, and 2011-2012 seasons Weeks 79-130

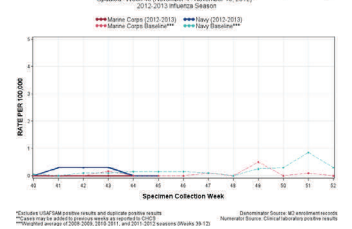
[Back](#)



Active Duty & Recruits:

- There were no positive results among DON active duty service members in Week 45.
- There were no positive results among DON recruits in Week 45.

Influenza Positive DON MHS Laboratory Test Results by Service (Active Duty)*

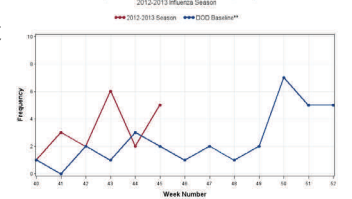


[Back](#)

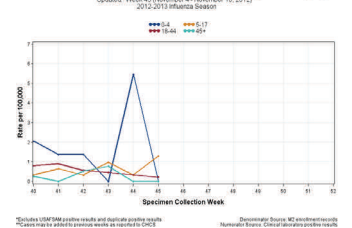
Children:

- The rate of positive influenza results in Week 45 was highest in the 5-17 age group, at 1.3 per 100,000. There were no cases in the 0-4 age group.
- There were five AV medications prescribed to children in Week 45. The number of AVs dispensed to children during Week 45 was above the seasonal baseline.

Comparison of Influenza Antiviral Prescriptions in Children: Current Season and DON Baseline



Influenza Positive DON MHS Laboratory Test Results by Beneficiary Age*



[Back](#)

Other Age Groups:

- During Week 45, the laboratory influenza rates among the 18-44 and 45+ age groups were 0.2 per 100,000 and 0 per 100,000, respectively.

Vaccination:

- As of November 10, 2012, 80.2% of Navy and 72.7% of Marine Corps active duty service members have received an influenza vaccine.

Navy			
Component	Total	Immunized*	%
Active Duty	316,629	254,015	80.2
Reserve	62,548	47,672	76.2
Marine Corps			
Component	Total	Immunized*	%
Active Duty	196,831	143,177	72.7
Reserve	33,261	23,261	69.9

*Includes both injection and intranasal influenza vaccines.

Force strength for active duty and reserve forces was generated using the July 2012 Defense Manpower Data Center data.

[Back](#)

