

# DON Influenza SITREP

2012-2013 Influenza Season

Week 5 (January 27, 2013 — February 2, 2013)

## Laboratory Summary:

- There were 103 laboratory positive influenza results among DON beneficiaries during Week 5 (above seasonal baseline).
  - Top facilities: NMC San Diego (34), NH Camp Lejeune (nine), NH Oak Harbor (nine), NH Beaufort (four), NHC Hawaii (four), NH Yokosuka (four)
- NMC San Diego has had the most cases this season (137), followed by NH Camp Lejeune (95) and NH Bremerton (77).
- In Week 5, 66 cases were positive by rapid test, 25 by PCR, 11 by culture, and one had an unspecified test type. **More**

## Antivirals:

- There were 294 influenza-specific antiviral (AV) medications prescribed to DON beneficiaries this week (one amantadine, 293 oseltamivir).
- Frequency of AV prescriptions during Week 5 remains above baseline. **More**

## Inpatient:

- There were 33 inpatient influenza tests performed during Week 5; three were positive.
- 32 inpatient AV prescriptions were dispensed in Week 5.
- One inpatient case was reported to DRSi this week. **More**

## Vaccination:

94.2% of active duty Navy personnel have been vaccinated as of this week.

90.9% of active duty Marine Corps personnel have been vaccinated as of this week.

**More**

## Active Duty & Recruits:

- There were 11 laboratory positive influenza cases among active duty service members in Week 5.
- There were no laboratory positive influenza cases among recruits in Week 5.
- ILI rates for LANT and PAC Fleets in Week 5 were 0.02% and 0.01%, respectively. **More**

## Children:

- Laboratory influenza rates in the 0-4 and 5-17 age groups were 9.6 per 100,000 and 13.5 per 100,000, respectively.
- There were 105 AV prescriptions dispensed to children this week (35.7%). **More**

## Coinfections:

- There were seven coinfections identified among DON beneficiaries during Week 5. **More**

## Pneumonia:

- There were three radiology-associated pneumonias identified among influenza since last report. **More**

## In the News:

- See page 4 for this week's influenza news updates. **More**

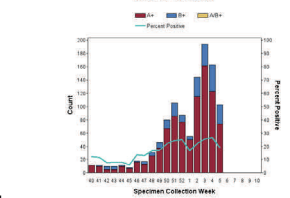
Contact Information: Gosia Nowak, 757-953-0979, gosia.nowak@med.navy.mil



## Laboratory Summary:

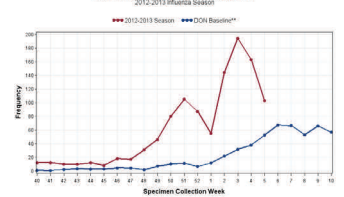
- There were 103 positive laboratory influenza results identified among DON beneficiaries in Week 5 (74 Type A, 29 Type B).
- During Week 5, 19.1% of all influenza tests performed were positive.
  - This is higher than the percent of tests with positive results in Week 5 of last season (13.2%).
- The number of cases this week remains above the seasonal baseline, but has decreased since Week 3.
- In Week 5, 66 cases were positive by rapid test, 25 were positive by PCR, 11 were positive by culture, and one had an unspecified test type.

Influenza Positive DON MHS Laboratory Test Results by Type\*  
Updated: Week 5 (January 27, 2013), February 2, 2013  
2012-2013 Influenza Season



\*Excludes USDF AMU positive results and multiple positive results  
\*\*Cases include all laboratory positive results as reported to DRSi

Comparison of Influenza Cases: Current Season and DON Baseline  
Updated: Week 5 (January 27, 2013), February 2, 2013  
2012-2013 Influenza Season



\*Excludes USDF AMU positive results and multiple positive results  
\*\*Cases include all laboratory positive results as reported to DRSi  
\*\*\*Weighted average of 2008-2009, 2010-2011, and 2011-2012 seasons (Weeks 40-52)

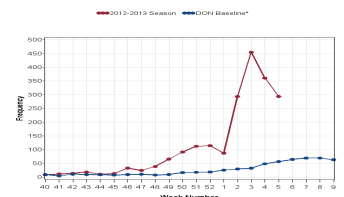
[Back](#)

Frequency of Testing Types among Positive Influenza Tests				
	Rapid	PCR	Culture	Unspecified
<b>Week 5</b>	64%	24%	11%	1%
<b>Season</b>	59%	20%	20%	1%

## Antivirals:

- There were 294 influenza-specific antiviral (AV) medications prescribed to DON beneficiaries this week (one amantadine, 293 oseltamivir). 32 of the antiviral prescriptions were in the inpatient setting.
- There have been 2,053 influenza-specific AV prescriptions dispensed to DON beneficiaries this season (25 amantadine, 2,025 oseltamivir, three zanamivir).
- Though the number of AV medications decreased for the second consecutive week, antiviral prescriptions remain above seasonal baseline.

Comparison of Influenza Antiviral Prescriptions: Current Season and DON Baseline  
Updated: Week 5 (January 27, 2013), February 2, 2013  
2012-2013 Influenza Season



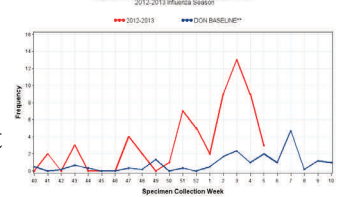
\*Weighted average of 2008-2009, 2010-2011, and 2011-2012 seasons (Weeks 40-52)

[Back](#)

## Inpatient:

- There were 33 inpatient influenza tests performed among DON beneficiaries in Week 5; three tests were positive (all Type A). Two of these cases (66.7%) were treated with antivirals.
  - One case was a Navy active duty service member, age 45+, positive by PCR at VA South Nevada Healthcare System.
  - The remaining two cases were a Navy retiree and a Navy spouse at NMC San Diego, both positive by PCR.
- There were 32 AV medications prescribed in the inpatient setting this week (all oseltamivir).
  - The majority of this week's inpatient prescriptions were dispensed to children ages 0-4 (n=8) and 5-17 (n=3) at NMC San Diego.
- There was one inpatient case reported to DRSi since last week; there have been 13 inpatient cases reported to DRSi this season. The case was a male active duty patient at NMC San Diego with onset during Week 5 not previously identified in HL7 surveillance efforts.
- Five (9.3%) of all laboratory positive inpatient cases have been reported to DRSi this season.

Influenza Positive Laboratory Results for DON Inpatient MEPRS Codes (A)  
Updated: Week 5 (January 27, 2013), February 2, 2013  
2012-2013 Influenza Season



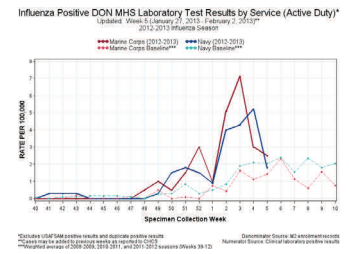
\*Excludes USDF AMU positive results and multiple positive results  
\*\*Cases include all laboratory positive results as reported to DRSi  
\*\*\*Weighted average of 2008-2009, 2010-2011, and 2011-2012 seasons (Weeks 40-52)

[Back](#)



## Active Duty & Recruits:

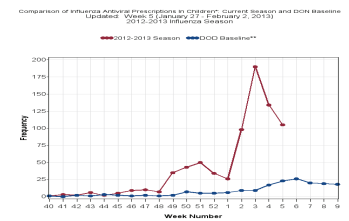
- There were 11 positive laboratory influenza results among DON active duty service members in Week 5 (five Marine Corps, six Navy). 10 were Type A and one was Type B.
  - Cases were identified in seven different facilities, including NHC Hawaii (three) and NMC San Diego (three).
  - Rates of influenza positive laboratory results are above baseline for Marine Corps and below baseline for Navy active duty service members this week.
- There were no positive laboratory influenza results among DON recruits in Week 5.
- One Navy (NMC San Diego) and two Marine Corps (NMC San Diego, WRNMMC) active duty service members received oseltamivir inpatient at NMC San Diego during Week 5.



[Back](#)

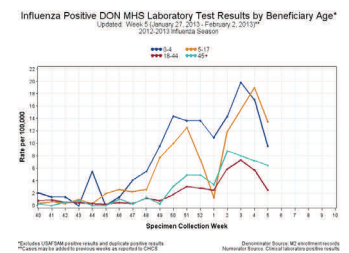
## Children:

- The rates of positive influenza results was highest in the 5-17 age group in Week 5 (13.5 per 100,000) followed by the 0-4 age group (9.6 per 100,000).
- There were 105 AV medications prescribed to children in Week 5. The number of AVs dispensed to children during Week 5 was remains above the seasonal baseline.



## Other Age Groups:

- During Week 5, the laboratory influenza rates among the 18-44 and 45+ age groups were 2.5 and 6.5 per 100,000, respectively.



[Back](#)

## Coinfections:

- There were seven coinfections among DON beneficiaries in Week 5 (three *Streptococcus*, two *Escherichia*, and one each of *Pseudomonas*, *Staphylococcus*).
  - One coinfection was identified in an inpatient female child age 18-44 at NMC San Diego (*Escherichia*).
  - Two outpatient cases were in children (female age 5-17 with *Streptococcus* at Tricare-Clairmont and female age 5-17 with *Pseudomonas* at Ft. Leonard Wood)
  - There were no active duty cases identified during Week 5.
- There have been 40 coinfections identified among DON beneficiaries this season (14 *Staphylococcus*, 13 *Streptococcus*, three *Escherichia*, and one each of *Klebsiella*, *Lactobacillus*, *Moraxella*, *Neisseria*, *Propionibacterium*, *Proteus*, *Providencia*, *Pseudomonas*, *Serratia*, *Shigella*).

[Back](#)



## Pneumonia:

- There have been three radiology-associated pneumonia cases since last report. Two cases during Week 4 were a female spouse age 45 + at NMC San Diego and a active duty service member at NMC San Diego. An additional case was identified from Week 3 in a female child age 0-4 at NMC San Diego. There have been no case identified among Week 5 influenza cases, to date.
- There have been 13 radiology-associated pneumonias identified among DON influenza patients this season. Four cases were identified during both Week 3 and Week 4.

[Back](#)

## Vaccination:

- As of February 2, 2013, 94.2% of Navy and 90.9% of Marine Corps active duty service members have received an influenza vaccine.
- All five Marine Corps active duty cases in Week 5 were vaccinated more than 14 days prior to infection (three TIV, two LAIV)
- Four of the six Navy active duty cases in Week 5 were vaccinated more than 14 days prior to infection (three TIV, one LAIV). The remaining two cases were not vaccinated.
- The inpatient active duty case reported to DRSi this week was vaccinated more than 14 days prior to infection (TIV).

Navy			
Component	Total	Immunized*	%
Active Duty	313,230	295,128	94.2
Reserve	62,391	58,178	93.2

Marine Corps			
Component	Total	Immunized*	%
Active Duty	196,665	178,817	90.9
Reserve	33,288	29,266	87.9

\*Includes both injection and intranasal influenza vaccines.  
Force strength for active duty and reserve forces was generated using the November 2012 Defense Manpower Data Center data.

[Back](#)

## In the News:

- US influenza activity appeared to decrease in the East, but rise in the West during Week 4. [More](#)
- The CDC FluView for Week 4 reports that 25.5% of specimens tested and reported by collaborating laboratories were positive for influenza (80% Type A, 20% Type B). Percent positive has been decreasing since a peak in Week 52. [More](#)
- WHO reports through Week 3 that influenza activity is remaining high in North America and Europe. Asia influenza activity increased, while North Africa/Middle East activity declined. [More](#)
- Studies of seasonal flu vaccine effectiveness for the 2012-2013 season in the UK and Canada estimate vaccine effectiveness at 51% and 45%, respectively. [More—UK study](#) [More—Canada study](#)

[Back](#)

