



NMOTC eLibrary User's Guide

February 2016



Table Of Contents

(Selected Hyperlink for Specific Help)

- [Getting Started: eLibrary step by step guide](#)
 - [Signing Up](#)
 - [Complete MyAthens Registration](#)
 - [Login to MyAthens](#)
 - [Accessing All Content](#)
 - [Accessing R2 Digital Library and Overdrive](#)
- [R2 Student Reserve Shelf](#)
 - [Login to R2](#)
 - [Accessing Student Reserve Shelf](#)
 - [Accessing Detachment/Course Shelf](#)
- [Overdrive](#)
 - [Login to Overdrive](#)
 - [Signup for Overdrive](#)
- Login Help for Specific Databases Off-Campus
 - [How to Access “UpToDate”](#)
 - [How to Access “Aerospace Medicine and Human Performance”](#)
 - [How to Access “ClinicalKey”](#)
 - [How to Access “ScienceDirect”](#)
 - [How to Access “STAT!Ref”](#)
- [NMOTC Librarian Help](#)



Getting Started

<http://www.med.navy.mil/sites/nmotc/ecampus/>

e | NMOTC CAMPUS

GLOBAL LEARNING IN OPERATIONAL MEDICINE

LOGIN

COURSE CATALOG | **e | LIBRARY**

INNOVATIVE AND RESPONSIVE TO THE CHALLENGES OF THE WARFIGHTER

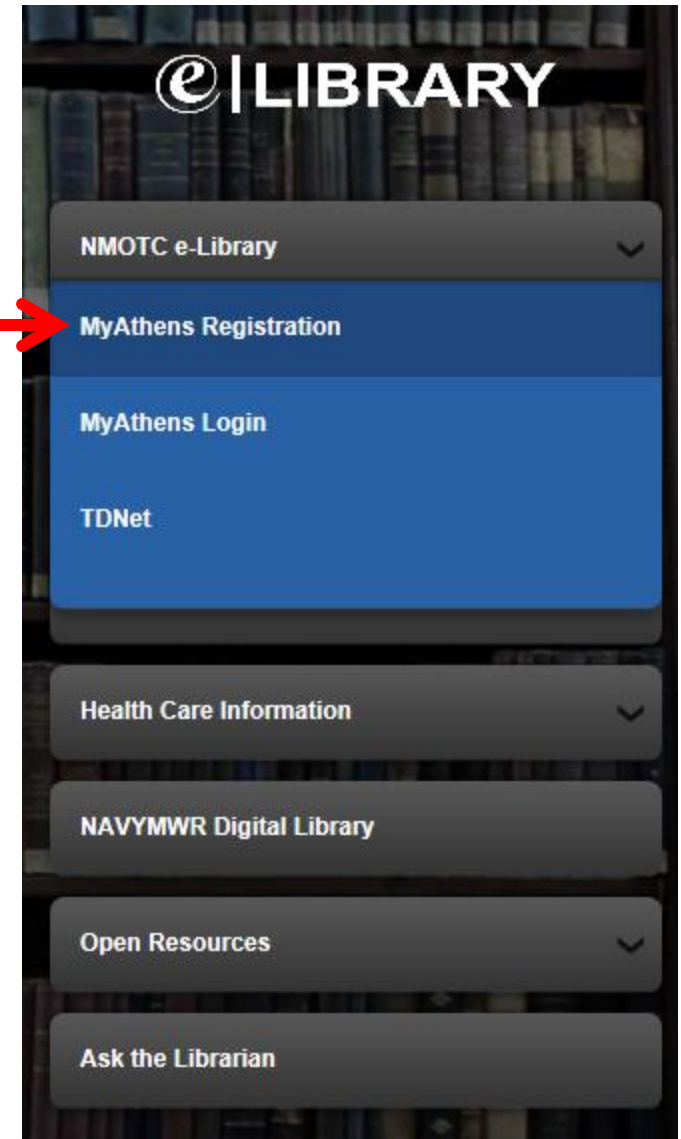
e | LIBRARY

- NMOTC e-Library
- OverDrive (e-Library Checkout System)
- UpToDate
- Anatomy.TV
- Health Care Information
- NAVYMWR Digital Library
- Open Resources
- Ask the Librarian



Signing Up

**Step 1: Click
“MyAthens
Registration”**





Complete MyAthens Registration

Step 2:
Complete form
and click
“submit”

Step 3:
You will receive
an email with a
username and
validation link
with instructions

NMOTC

Apply for a NMOTC OpenAthens account.

This account will give you access to the library's electronic resources using a single username and password from any computer with an internet connection.

Before you register, be aware of the following:

1. Register on-site from your NMOTC duty location; once registered, you can then access from on and off-site.
2. Supply a valid ".mail.mil" email address to receive your username and activation code.

Please enter your details on the form below. Please note that **all fields marked * must be completed** otherwise you will be unable to submit your application.

NMOTC Detachment *
Please select ▼

Your personal details

Title or Rank

First name *

Last name *

DoD ID number

Work telephone number

Mail.mil email address *

Confirm email address *

Should you have any problems using this service or registering please contact your OpenAthens administrator Valerie McCann on or valerie.s.mccann.civ@mail.mil.



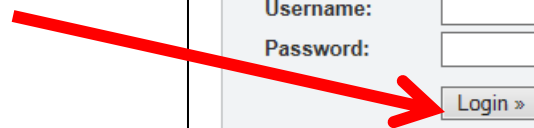


Login to MyAthens

Step 4:
Login to MyAthens



Step 5:
**Sign in with your
Username and
Password then click
“Login”**



MyAthens

Home Help

Login to MyAthens

Username:

Password:

Login »

[Alternative login](#) | [Login help](#) | [Forgotten password?](#)



Accessing All Content

Step 6: Search the entire eLibrary collection

The screenshot shows the NMOTC eLibrary website. The top navigation bar includes the NMOTC Campus logo, links for Home, Discover, Library e-Resources, and Citation Matcher, and a TDNet user profile section with links for Profile, Admin, and Log out.

The main content area is divided into two sections:

- Library eResources:** search for items in your holdings. This section features a search interface with tabs for All, Journals, Books, and Databases. The 'All' tab is selected and highlighted with a red box. Below the tabs are search filters for 'Title' and 'Partial Words', a search input field, and a 'Search' button. A 'Browse by letter' grid is also present.
- Discover:** search for articles, books, and more. This section has a search input field and a 'Search' button.

On the left side, there is a sidebar titled 'NMOTC Library Important LINKS' with a book icon and several links: R2 Digital Library, ClinicalKey, Defense Technical Information Center (DTIC), NMOTC eCampus, Overdrive, SearchPubMed@NMOTC, StatRef, and Ask a librarian.

0-9	A	B	C	D	E	F	G	H	I
J	K	L	M	N	O	P	Q	R	S
T	U	V	W	X	Y	Z	All		



Accessing R2 Digital Library and Overdrive

Step 7:

Click “R2 Digital Library” for the student reserve shelf (see slides 8-10)

Step 8:

Click “Overdrive” for electronic library checkout system (see slides 11-12)

The screenshot shows the NMOTC Campus website interface. The top navigation bar includes links for Home, Discover, Library e-Resources, and Citation Matcher. The user is logged in as Valerie. The main content area is divided into two sections: Library eResources and Discover.

Library eResources: search for items in your holdings. This section includes a search bar with dropdown menus for Title and Partial Words, and a Search button. Below the search bar is a "Browse by letter" table.

0-9	A	B	C	D	E	F	G	H	I
J	K	L	M	N	O	P	Q	R	S
T	U	V	W	X	Y	Z		All	

Discover: search for articles, books, and more. This section includes a search bar with the placeholder text "Enter keywords" and a Search button. Below the search bar is a link for "Advanced Search".

Left Sidebar (Library Important LINKS):

- [R2 Digital Library](#) (circled in red)
- [ClinicalKey](#)
- [Defense Technical Information Center \(DTIC\)](#)
- [NMOTC eCampus](#)
- [Overdrive](#) (circled in red)
- [SearchPubMed@NMOTC](#)
- [StatRef](#)
- [Ask a librarian](#)



Accessing R2 Student Reserve Shelf

***If you do not see “LIBRARY OF CONGRESS (MR-NHPF) click “Create User Profile”, this will let you input your Athens User Name**

Welcome back, LIBRARY OF CONGRESS (MR-NHPF)! [Log Out](#)

Log In: [Create User Profile](#) - [Forgot password](#) - [Athens log in](#)

[Browse](#) [A-Z Index](#) [My R2](#) [Reserve Shelf](#)

[Advanced Options](#)

Welcome to LIBRARY OF CONGRESS (MR-NHPF)!

Include:
 Active
 Archive

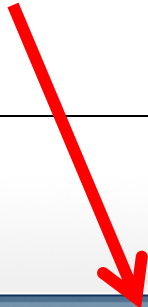
Browse by Discipline

[A - H](#) [I - O](#) [P - Z](#)



Accessing R2 Student Reserve Shelf

Click "Reserve Shelf"



The screenshot shows the R2 Digital Library website. At the top left is the Navy Medicine Operational Training Center logo. The main header area includes a welcome message: "Welcome back, LIBRARY OF CONGRESS (MR-NHPF)! Log Out" and the R2 Digital Library logo. Below this is a login section with fields for "Enter username" and "Enter password", and a "Log In" button. There are also links for "Create User Profile", "Forgot password", and "Athens log in". A navigation menu contains buttons for "Browse", "A-Z Index", "My R2", and "Reserve Shelf". A search bar is present with the placeholder text "Search content for a drug, publication title, or condition" and a "SEARCH" button with a magnifying glass icon and a link to "Advanced Options". Below the navigation is a banner with the text "Welcome to LIBRARY OF CONGRESS (MR-NHPF)!". The main content area is titled "Browse by Discipline" and includes a filter section with "Include:" and checkboxes for "Active" (checked) and "Archive". Below the filter are three buttons labeled "A-H", "I-O", and "P-Z".



Accessing R2 Student Reserve Shelf

Select the Appropriate Detachment/Course

Browse A-Z Index My R2 Reserve Shelf Search

Reserve Shelf

Surface Warfare Medicine Institute

<https://www.clinicalkey.com/#!/browse/Accident & Emergency Radiology: A Surv...>

Resource List

- SWMI
- [RAMS](#)
- [NUMI](#)
- [Flight Surgeons](#)



Accessing Overdrive

Click "Sign In"



Listen to audiobooks instantly in your browser. [Learn more here.](#)

[« Return to Library](#)

English



[Sign In](#)



NMOTC - Pensacola
Navy Medicine Operational Training Center



Menu



Account



Help

Search...



Advanced Search

Featured Collections

New eBooks

Read in your Browser

New Audiobooks

All Collections...

Browse eBook Nonfiction

All Nonfiction

Medical

Psychology

View more...

Browse eBook Fiction

All Fiction

Classic Literature

Historical Fiction

View more...

Browse Audiobooks

All Fiction

All Nonfiction

Biography & Autobiography

View more...

New eBooks

[View more...](#)





Accessing Overdrive

**Follow instructions
provided for access**

NMOTC Library users please sign in with your last name, followed by first name with no space (i.e. SmithJoe) as your User ID. If you experience any issues signing on to the system, [please contact NMOTC Library for support.](#)

Enter your User ID to sign in.

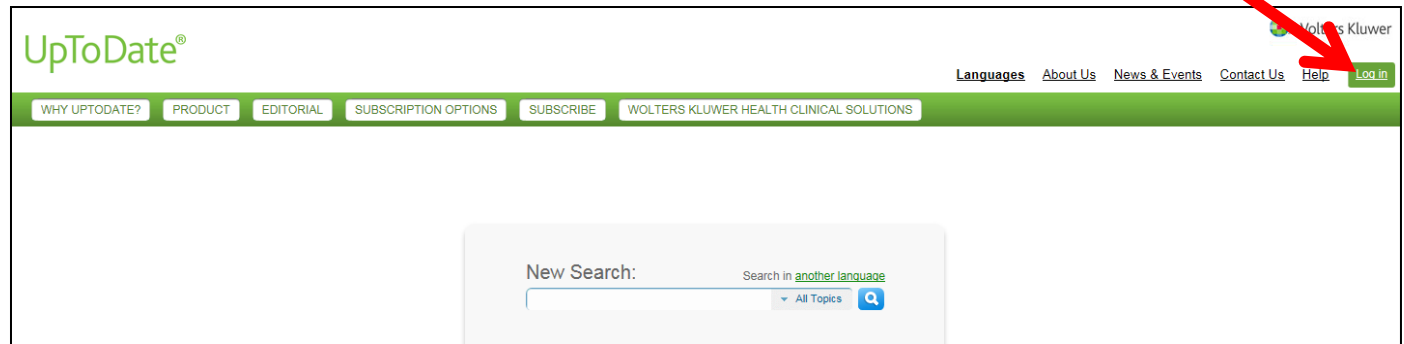
User ID

Remember my login information on this device.

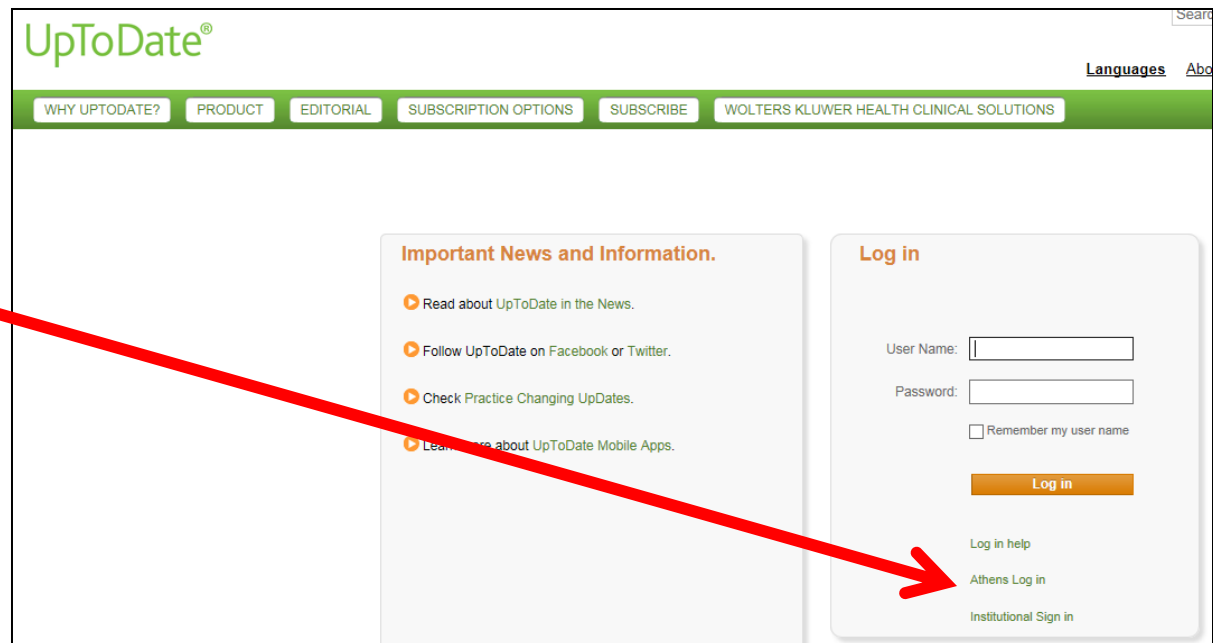


How to Access “UpToDate” Off-Campus

Click “Login”



Click “Athens Log in” to
login





How to Access “Aerospace Medicine and Human Performance” Off-Campus

Click “Athens” to login

The screenshot shows the IngentaConnect website interface. At the top left is the 'ingentaconnect' logo. At the top right is the 'PUBLISHING TECHNOLOGY' logo. Below the logos is a search bar with the text 'Search ingentaconnect' and a search button. To the right of the search bar are links for 'Advanced Search', 'Publication', 'Publisher', and 'Subject'. Below the search bar is a breadcrumb trail: 'Home / Publication: Aerospace Medicine and Human Performance'. The main title of the page is 'Aerospace Medicine and Human Performance'. Below the title is the ISSN information: 'ISSN 2375-6314, Online ISSN: 2375-6322'. In the bottom right corner, there is a sign-in menu with a 'Sign-in +' button and a 'Register' button. Below the 'Sign-in +' button are two links: 'Athens' and 'Shibboleth'. A red arrow points from the text 'Click “Athens” to login' to the 'Athens' link.



How to Access “ClinicalKey” Off-Campus

Click “United States Navy, Athens-NMOTC Library ” when prompted to login

The screenshot shows the ClinicalKey login interface. At the top, the 'ClinicalKey' logo is displayed in orange. Below it, a modal dialog box titled 'Choose Organization' is centered. The dialog contains the following text: 'You have reached this page because you currently have access to ClinicalKey through multiple organizations. Please select one organization from the list below. This will determine the ClinicalKey features and entitlements available to you in this session.' Below this text are three radio button options: 'United States Navy, Athens-NMOTC Library', 'United States Navy, General Access', and 'Remember this organization' (which has a checked checkbox). A blue 'Continue' button is located at the bottom right of the dialog. A red arrow points from the left towards the first radio button option. In the background, the main page has a search bar with 'All Types' and 'Search' dropdowns, and navigation links for 'Books', 'Journals', and 'More'. At the bottom of the page, there are links for 'Contact Us', 'Resource Center', 'Terms & Conditions', 'Privacy Policy', and 'Registered User Agreement', along with a copyright notice: 'Copyright © 2016 Elsevier, Inc. All rights reserved.'



How to Access “ScienceDirect” Off-Campus

Click “Register Now” to create an account and follow email directions

ScienceDirect

Journals Books

Sign in

 You have entered an invalid username/password combination. Please re-enter your username and password and click the Sign in button.

Sign in using your ScienceDirect credentials

Username:

Password:

Remember me

| [Cancel](#)

[Forgotten username or password?](#)

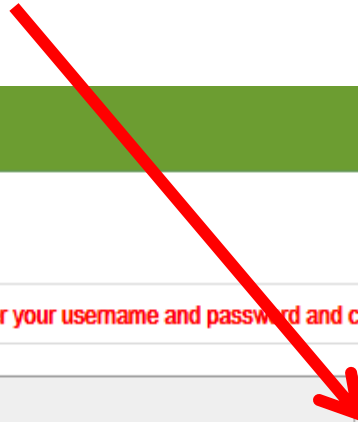
[OpenAthens login](#)

[Login via your institution](#)

[Other institution login](#)

[Register Now](#). It's FREE and allows you to:

- [Create Volume/Issue Alerts](#)





How to Access “STAT!Ref” Off-Campus

STAT!Ref
The premier healthcare *e*-source

Username:

Password:

[Forgot Password?](#)

[Athens Login](#)
[Institutional Login](#)

Click “Athens Login” to
login



NMOTC Librarian Help

- Site questions can be submitted at:
<http://www.med.navy.mil/sites/nmotc/e-Library/SitePages/AsktheLibrarian>
- NMOTC Librarian: Valerie McCann
Valerie.S.McCann.civ@mail.mil
850-452-2256